



**SOUTHERN POWER DISTRIBUTION COMPANY OF TELANGANA LIMITED**

From  
The Chief General Manager (RAC),  
TSSPDCL, Corporate Office,  
6-1-50, Mint Compound,  
Hyderabad – 500 063.

To  
The Secretary,  
TSERC,  
11-4-660, 5<sup>th</sup> Floor,  
Singareni Bhavan, Red Hills,  
Hyderabad – 500 004.

**Lr. No. CGM(RAC)/SE(RAC)/DE(RAC)/A/94/D.No. 238/21, Dt: 27-11-2021.**

Sir,

**Sub:** TSSPDCL – Submission of actual Fixed Costs paid to the generators to the Hon'ble Commission as per Audited Accounts for FY 2020-21 in the matter of determination of Additional Surcharge Petition for H1 and H2 of FY 2021-22 in OP No. 48, 49 of 2021 & IA No. 21, 22 of 2021 of TSSPDCL and OP No. 50, 51 of 2021 & IA No. 23, 24 of 2021 of TSNPDCL - Reg

\* \* \*

The licensees have submitted the filings for determination of Additional Surcharge for H1 and H2 of FY 2021-22 vide OP No. 48, 49 of 2021 & IA No. 21, 22 of 2021 of TSSPDCL and OP No. 50, 51 of 2021 & IA No. 23, 24 of 2021 of TSNPDCL before the Honble Commission.


In this regard, it is to submit that at the time of filing the petitions, the Licensees have considered provisional power purchase costs for arriving at the fixed costs paid to the generators during H1 and H2 of FY 2020-21 as the statutory audit is under process. Subsequently, it is found that there is a variance in the power purchase costs (Fixed costs) based on the final audit report on the Financials for the FY 2020-21 which is tabulated below

Particulars	H1 of FY 2020-21			H2 of FY 2020-21		
	Filed	As per audited accounts	Deviation	Filed	As per audited accounts	Deviation
CGS	835.21	830.91	-4.30	957.31	814.92	-142.39
TS Genco	2411.24	2411.03	-0.21	2680.46	3556.71	876.25
Others (Singareni, TPCIL, CSPDCL)	1863.75	1849.07	-14.68	1824.72	1944.79	120.08
Transmission Cost	1961.92	2020.97	59.05	1870.41	1928.74	58.33
<b>Total</b>	<b>7072.12</b>	<b>7111.98</b>	<b>39.87</b>	<b>7332.90</b>	<b>8245.16</b>	<b>912.26</b>

The details of generator-wise, month-wise and cost-wise break-up of the Provisional and the final audited values for FY 2020-21 along with certified audited statement of Profit and loss for the year ended 31<sup>st</sup> March 2021 of TSSPDCL and TSNPDCL are submitted herewith as Annexure for consideration.

In this connection, the licensees humbly prays before the Honble Commission to **either** consider the actual audited fixed costs of FY 2020-21 for determination of Additional Surcharge petition for H1 and H2 of FY 2021-22 **or** to allow the DISCOMs to recover the deviation in Fixed costs from provisional to audited figures in the ensuing H1 filings of Additional surcharge for FY 2022-23.

Yours faithfully,

  
Chief General Manager (RAC)  
Name: Ch. Chakrapani  
Designation: CGM (RAC)  
Ph.No.: 8985322897  
Email Id: ractsspdcl@gmail.com

# ANNEXURE

## Power Purchase Cost as per Audited Financial Statements

Particulars	Rs. Crores
TSSPDCL	23703.06
TSNPDCL	11110.10
<b>State as a whole</b>	<b>34813.16</b>



**SOUTHERNPOWER DISTRIBUTION COMPANY OF TELANGANA LIMITED**  
**CIN U40109TG2000SGC034116**  
**(Formerly Central Power Distribution Company of Andhra Pradesh Limited)**

**BALANCE SHEET AS AT 31ST MARCH, 2021 (Amount in Rs.)**

	Particulars	Note No.	As at March 31, 2021	As at March 31, 2020
I	<b>EQUITY AND LIABILITIES</b>			
1	<b>Shareholders' Funds</b>			
	(a) Share Capital	2	1,20,17,93,03,060	1,20,17,93,03,060
	(b) Reserves and Surplus	3	(2,90,49,42,53,229)	(2,50,73,75,26,429)
	(c) Money received against share warrants			
2	<b>Share application money pending allotment</b>			
	i. Funds by Government of Telangana	3.1		
3	<b>Non-Current Liabilities</b>			
	(a) Long-term Borrowings	4	1,56,93,37,23,686	95,87,52,33,480
	(b) Deferred tax liabilities (Net)			
	(c) Other Long term liabilities	5	3,29,64,59,489	3,23,20,12,904
	(d) Long-term Provisions	6	23,60,02,24,563	20,79,21,04,130
4	<b>Current Liabilities</b>			
	(a) Short-term Borrowings	7	6,27,10,37,363	17,18,13,62,053
	(b) Trade Payables	8	1,98,80,67,41,933	1,97,84,92,47,895
	(c) Other Current Liabilities	9	86,62,45,59,463	67,69,90,63,436
	(d) Short-term Provisions	10	4,24,68,93,696	5,94,48,81,447
	<b>TOTAL</b>		<b>3,09,46,46,90,025</b>	<b>2,78,01,56,81,976</b>
II	<b>ASSETS</b>			
1	<b>Non-Current Assets</b>			
	(a) Property, Plant And Equipment			
	(i) Tangible Assets	11	91,06,14,78,700	89,73,62,47,324
	(ii) Intangible Assets		2,73,50,354	4,41,85,557
	(iii) Capital Work in Progress		10,36,76,86,742	10,26,41,39,504
	(b) Non-Current Investments	12	4,56,97,00,000	4,57,43,00,000
	(c) Deferred Tax Assets (Net)	13	20,11,57,88,320	16,34,93,49,486
	(d) Long-term loans and advances	14	1,76,24,12,089	1,80,13,52,201
	(e) Other Non-current Assets	15	6,43,70,550	7,04,66,529
2	<b>Current Assets</b>			
	(a) Current Investments			
	(b) Inventories	16	1,65,48,98,557	2,22,51,63,553
	(c) Trade Receivables	17	1,09,89,61,80,858	86,57,65,05,478
	(d) Cash and cash equivalents	18	3,36,21,77,140	3,49,19,57,352
	(e) Short-term Loans and Advances	19	15,10,51,01,933	14,10,76,39,810
	(f) Other Current Assets	20	51,47,75,44,782	48,77,43,75,182
	<b>Total</b>		<b>3,09,46,46,90,025</b>	<b>2,78,01,56,81,976</b>
	Summary of Significant Accounting policies	1		

The Accompanying notes are the integral part of the financial Statements

As per our report of even date

For M/s Ramanatham & Rao

Chartered Accountants

FR No. 002934 S

*L Mahesh Kumar*

L. Mahesh Kumar  
Partner

M. No 212851

Date : 06.09.2021

Place: Hyderabad



For and on behalf of the Board of Directors of  
Southern Power Distribution Company of TS Limited

*P. Narasimha Rao*  
Sri P. Narasimha Rao

Director Finance / CFO

DIN : 08242557

*P. Krishna Reddy*  
P. Krishna Reddy

Chief General Manager  
(Finance)

*Sri G. Raghuma Reddy*  
Sri G. Raghuma Reddy

Chairman &  
Managing Director

DIN : 02943771

*V. Anil Kumar*  
V. Anil Kumar

Anil Kumar Voruganti  
Company Secretary  
F.No. 9521



SOUTHERNPOWER DISTRIBUTION COMPANY OF TELANGANA LIMITED  
CIN U40109TG20005GC034116  
(Formerly Central Power Distribution Company of Andhra Pradesh Limited)

STATEMENT OF PROFIT & LOSS FOR THE YEAR ENDED 31ST MARCH, 2021 (Amount in Rs.)

Particulars		Note No.	2020-21	2019-20
			₹	₹
I	Revenue from Operations	21	2,40,73,40,71,668	2,46,00,86,91,343
II	Other Income	22	70,60,40,532	46,78,45,825
III	Total Revenue		2,41,44,01,12,200	2,46,47,65,37,168
IV	<b>Expenses</b>			
	Power Purchase Expense	23	2,37,03,06,25,418	2,49,07,26,01,112
	Employee Benefit expense	24	22,40,77,03,974	23,14,43,88,541
	Operation and Other Expenses	25	2,88,47,50,479	2,61,67,83,492
	Finance Costs	26	19,05,46,28,896	14,89,50,74,407
	Depreciation and amortisation expense	11	10,66,58,09,531	9,86,56,00,467
	Total Expenses		2,92,04,35,18,298	2,99,59,44,48,019
V	Profit/(Loss) before exceptional & extraordinary items and tax (III-IV)		(50,60,34,06,098)	(53,11,79,10,851)
VI	Exceptional Items	27	(4,37,73,76,070)	1,48,66,44,573
VII	Profit/(Loss) before extraordinary items and tax (V-VI)		(46,22,60,30,028)	(54,60,45,55,424)
VIII	Extraordinary Items		-	-
IX	Profit/(Loss) before tax (VII-VIII)		(46,22,60,30,028)	(54,60,45,55,424)
X	Tax Expense:			
	(1) Current Tax		-	-
	(2) Deferred Tax		3,76,64,38,834	5,20,20,70,714
XI	Profit (Loss) for the period from continuing operations (IX-X)		(42,45,95,91,194)	(49,40,24,84,710)
XII	Profit/(loss) from discontinuing operations		-	-
XIII	Tax expense of discontinuing operations		-	-
XIV	Profit/(loss) from discontinuing operations (after tax) (XII-XIII)		-	-
XV	Profit/(Loss) for the period (XI+XIV)		(42,45,95,91,194)	(49,40,24,84,710)
XVI	Earnings per equity share:			
	(1) Basic		(3.53)	(4.65)
	(2) Diluted		(3.53)	(4.65)
	Summary of Significant Accounting policies	1		

The Accompanying notes are the integral part of the financial Statements

As per our report of even date

For M/s Ramanatham & Rao

Chartered Accountants

FR No. 002934 S

L. Mahesh Kumar  
Partner

M. No 212851

Date : 06.09.2021

Place: Hyderabad



For and on behalf of the Board of Directors of  
Southern Power Distribution Company of TS  
Limited

*P. Narasimha Rao*  
Sri P. Narasimha Rao  
Director Finance / CFO

DIN : 08242557

*Sri G. Raghuma Reddy*  
Sri G. Raghuma Reddy  
Chairman &  
Managing Director

DIN : 02943771

*P. Krishna Reddy*  
P. Krishna Reddy  
Chief General Manager  
(Finance)

*v. Anil Kumar*  
Anil Kumar Voruganti  
Company Secretary  
F.No. 9521



**NORTHERN POWER DISTRIBUTION COMPANY OF TELANGANA LIMITED**  
**Balance Sheet as at 31st March, 2021**

(Amount in Rupees)

Particulars	Note	As at 31st March, 2021	As at 31st March, 2020
<b>I. EQUITY AND LIABILITIES</b>			
1) Shareholders' funds			
(a) Share capital	2	58,69,20,32,120	56,69,20,32,120
(b) Reserves and surplus	3	(1,40,08,95,90,945)	(1,16,93,31,34,541)
2) Share application money pending allotment	4	0	2,00,00,00,000
3) Non-current liabilities			
(a) Long term borrowings	5	91,32,01,50,380	35,65,66,98,216
(b) Deferred tax liabilities	6	0	0
(c) Other long term liabilities	7	10,73,62,77,564	10,13,78,04,248
(d) Long term provisions	8	5,73,30,71,943	4,22,35,74,975
4) Current liabilities			
(a) Short term borrowings	9	18,92,31,40,750	51,78,12,45,368
(b) Trade payables	10		
- Due to micro and small enterprises			
- Due to others		79,28,09,73,330	81,39,42,95,441
(c) Other current liabilities	11	25,22,49,38,847	26,93,23,59,056
(d) Short term provisions	12	3,69,73,21,289	2,51,69,51,386
<b>Total</b>		<b>1,53,51,83,15,278</b>	<b>1,54,40,18,26,269</b>
<b>II. ASSETS:</b>			
1) Non-current assets			
(a) Property, plant and equipment			
(i) Tangible assets	13	43,14,76,57,492	38,91,63,55,248
(ii) Intangible assets	13	12,38,00,424	13,89,57,689
(iii) Capital work-in-progress	14	4,96,48,53,289	7,50,77,26,652
(b) Non-current investments	15	1,82,55,89,946	1,76,41,34,797
(c) Long term loans and advances	16	9,24,69,368	8,92,49,469
(d) Other non-current assets	17	3,28,88,72,502	3,28,21,45,163
2) Current assets			
(a) Inventories	18	27,15,94,719	31,52,48,754
(b) Trade receivables	19	53,01,85,19,735	62,31,73,69,078
(c) Cash and bank balances	20	2,17,17,01,679	3,00,76,64,154
(d) Short term loans and advances	21	36,81,59,233	51,69,98,986
(e) Other current assets	22	44,24,50,96,891	36,54,59,76,279
<b>Total</b>		<b>1,53,51,83,15,278</b>	<b>1,54,40,18,26,269</b>
Significant Accounting Policies	1		

The accompanying notes from 1 to 46 are an integral part of the Financial Statements

For and on behalf of the Board of Directors

As per our report of even date  
For GS Madhava Rao & Co.,  
Chartered Accountants  
FRN: 0019075



Gollamudi Manikya Prasad  
Partner  
M.No. 020105  
UDIN: 21020105AAAACN4465

(P. Ganapathi)  
Director (IPC&RAC)  
(I/c Director(Operation))

(V. Thirupathi Reddy)  
Chief General Manager (Finance)

Place: Warangal  
Date: 04-08-2021

(A. Gopal Rao)  
Chairman & Managing Director  
(I/c Director(Fin.) & C.F.O)

(P. Sandhya Rani)  
Director (Commercial)

(B. Venkateswar Rao)  
Director (HRD&IR)

(P. Mohan Reddy)  
Director (Projects)

(K. Venkatesham)  
Company Secretary



**NORTHERN POWER DISTRIBUTION COMPANY OF TELANGANA LIMITED**  
Statement of Profit and Loss for the year ended 31st March, 2021


(Amount in Rupees)

	Particulars	Note	Year ended	Year ended
			31st March, 2021	31st March, 2020
I.	Revenue from operations	23	1,15,38,11,91,717	1,28,48,57,10,042
II.	Other income	24	1,60,60,15,268	1,67,55,50,985
III.	<b>Total Revenue (I+II)</b>		<b>1,16,98,72,06,985</b>	<b>1,30,16,12,61,027</b>
IV.	<b>Expenses:</b>			
	Power purchase cost	25	1,11,10,09,75,385	1,13,26,08,37,098
	Employee benefits expense	26	18,08,09,26,282	14,29,65,21,269
	Finance costs	27	6,95,00,04,340	6,26,73,47,987
	Depreciation and amortization expense	13	3,22,62,07,937	4,44,86,64,799
	Other expenses	28	2,03,55,57,197	3,05,08,68,575
V.	<b>Total Expenses</b>		<b>1,41,39,36,71,141</b>	<b>1,41,32,42,39,728</b>
VI.	<b>Profit/(Loss) before tax (III- V)</b>		<b>(24,40,64,64,156)</b>	<b>(11,16,29,78,701)</b>
VII.	<b>Tax expense:</b>			
	1. Current tax		-	-
	2. Deferred tax		(27,64,483)	-
VIII.	<b>Profit/(Loss) for the year (VI-VII)</b>		<b>(24,40,36,99,673)</b>	<b>(11,16,29,78,701)</b>
IX.	<b>Earnings per equity share:</b>	29		
	1. Basic		(4.19)	(2.15)
	2. Diluted		(4.19)	(2.15)
	Significant accounting policies	1		


The accompanying notes from 1 to 46 are an integral part of the Financial Statements

For and on behalf of the Board of Directors

As per our report of even date  
For GS Madhava Rao & Co.,  
Chartered Accountants  
FRN: 001907S



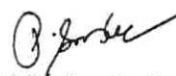
Gollamudi Madhava Prasad  
Partner  
M.No. 020105  
UDIN: 21020105AAAACN4465

  
( P. Ganapathi)  
Director (IPC&RAC)  
(I/c Director(Operation))

  
(V. Thirupathi Reddy)  
Chief General Manager (Finance)

Place: Warangal  
Date: 04-08-2021

  
(A. Gopal Rao)  
Chairman & Managing Director  
(I/c Director(Fin.) & C.F.O)

  
(P. Sandhya Rani)  
Director (Commercial)

  
(B. Venkateswar Rao)  
Director (HRD&IR)

  
(P. Mohan Reddy)  
Director (Projects)

  
(K. Venkatesham)  
Company Secretary



in Rs. Crores

	Filed in AS petition for H1 of FY21-22 (Jul'21)	Revised as per annual audited figures (Received Oct'21)	
Name of the Generating Station	Apr'20 to Sep'20	Apr'20 to Sep'20	Deviation
<b>CGS</b>			
NPC Kaiga - I& II	0.00	0.00	0
NPC-MAPS	0.00	0.00	0
NPC-Kudankulam	0.00	0.00	0
NLC ST-I	12.11	11.28	-1
NLC ST-II	16.37	11.94	-4
NNTPS	15.86	16.69	1
NTPC(ER) - Farakka	0.00	0.00	0
NTPC(ER)-Kahalgaon	0.00	0.00	0
NTPC(ER)-Talcher-I	0.00	0.00	0
NTPC(SR) I & II	77.15	77.15	0
NTPC(SR) ST III	14.80	14.80	0
NTPC-Simhadri -I	227.77	227.72	0
NTPC-Simhadri -II	118.48	118.47	0
NTPC-Talcher-ST II	55.23	55.23	0
NTPC KUDIGI I	147.23	147.22	0
NTECL - VALLURU	67.95	67.95	0
NTPC ARAVALI POWER	0.00	0.00	0
NLC Tamilnadu Power Ltd	82.28	82.48	0
<b>CGS Total</b>	<b>835.21</b>	<b>830.91</b>	<b>-4.302979823</b>
APGPCL ST-I	0.00	0.00	0
APGPCL ST-I & II	0.00	0.00	0
<b>APGPCL Total</b>	<b>0.00</b>	<b>0.00</b>	<b>0</b>
<b>IPPs</b>			
M/s Thermal Powertech 570MW	433.16	433.16	0
Thermal Powertech 269.45 Mw	148.32	148.27	0
<b>TOTAL IPPs/MPPs</b>	<b>581.48</b>	<b>581.43</b>	<b>-0.056495952</b>
BTPS	126.71	126.51	0
KTPS V (D)	115.06	115.06	0
KTPS VI	257.02	257.02	0
RTS-B	24.38	24.38	0
Kakatiya Stage-I	265.35	265.35	0
Kakatiya Stage-II	378.85	378.85	0
KTPS Stage VII	311.11	311.11	0
Interest on Pension bonds	342.17	342.17	0
TSGENCO-Hydel	590.58	590.58	0
<b>TSGENCO-TOTAL</b>	<b>2411.24</b>	<b>2411.03</b>	<b>-0.20637818</b>
SINGARENI CCL U1&U2	750.15	735.53	-15
Chatthisgargh SPDC	532.12	532.12	0
<b>Total Fixed Cost Excl NCEs in Rs. cr</b>	<b>5110.20</b>	<b>5091.01</b>	<b>-19.19</b>

in Rs. Crores

	Filed in AS petition for H2 of FY21-22 (Jul'21)	Revised as per annual audited figures (Received Oct'21)	
Name of the Generating Station	Oct'20 to Mar'21	Apr'20 to Sep'20	Deviation
<b>CGS</b>			
NPC Kaiga - I& II	0.00	0.00	0
NPC-MAPS	0.00	0.00	0
NPC-Kudankulam	0.00	0.00	0
NLC ST-I	10.63	10.63	0
NLC ST-II	16.13	16.13	0
NNTPS	18.01	17.82	0
NTPC(ER) - Farakka	0.00	0.00	0
NTPC(ER)-Kahalgaon	0.00	0.00	0
NTPC(ER)-Talcher-I	0.00	0.00	0
NTPC(SR) I & II	114.23	84.62	-30
NTPC(SR) ST III	33.83	25.77	-8
NTPC-Simhadri -I	230.11	175.69	-54
NTPC-Simhadri -II	144.25	124.60	-20
NTPC-Talcher-ST II	66.61	55.24	-11
NTPC KUDIGI I	169.03	154.41	-15
NTECL - VALLURU	66.94	62.44	-5
NTPC ARAVALI POWER	0.00	0.00	0
NLC Tamilnadu Power Ltd	87.54	87.56	0
<b>CGS Total</b>	<b>957.31</b>	<b>814.92</b>	<b>-142.394082</b>
APGPCL ST-I	0.00	0.00	0
APGPCL ST-I & II	0.00	0.00	0
<b>APGPCL Total</b>	<b>0.00</b>	<b>0.00</b>	<b>0</b>
<b>IPPs</b>			
M/s Thermal Powertech 570MW	556.04	622.35	66
Thermal Powertech 269.45 Mw	180.92	230.06	49
<b>TOTAL IPPs/MPPs</b>	<b>736.96</b>	<b>852.41</b>	<b>115.4492196</b>
BTPS	348.03	431.36	83
KTPS V (D)	160.78	159.76	-1
KTPS VI	257.02	257.02	0
RTS-B	26.58	26.50	0
Kakatiya Stage-I	265.35	265.35	0
Kakatiya Stage-II	378.85	378.85	0
KTPS Stage VII	311.11	729.23	418
Interest on Pension bonds	342.17	817.94	476
TSGENCO-Hydel	590.58	490.70	-100
<b>TSGENCO-TOTAL</b>	<b>2680.46</b>	<b>3556.71</b>	<b>876.2501219</b>
SINGARENI CCL U1&U2	735.53	735.53	0
Chatthisgargh SPDC	352.22	356.85	5
<b>Total Fixed Cost Excl NCEs in Rs. cr</b>	<b>5462.49</b>	<b>6316.42</b>	<b>853.93</b>



<b>PGCIL</b>	<b>776.21</b>	<b>835.27</b>	<b>59.05</b>
PGCIL POC	603.03	662.05	59
PGCIL Non POC	3.03	3.03	0
POSOCO (SRLDC Fees & Charges)	1.01	1.05	0
LTOA sembcorp	169.15	169.14	0
<b>Transco</b>	<b>1158.78</b>	<b>1158.78</b>	<b>0.00</b>
TSTRANSCO-TR TSNPDCL	344.25	344.25	0
TSTRANSCO-TR TSSPDCL	814.53	814.53	0
<b>SLDC</b>	<b>26.93</b>	<b>26.93</b>	<b>0.00</b>
TSTRANSCO-SLDC TSNPDCL	7.98	7.98	0
TSTRANSCO-SLDC TSSPDCL	18.94	18.94	0
<b>PGCIL &amp; T/m Cost</b>	<b>1961.92</b>	<b>2020.97</b>	<b>59.05</b>

<b>PGCIL</b>	<b>689.42</b>	<b>747.75</b>	<b>58.33</b>
PGCIL POC	614.59	636.28	22
PGCIL Non POC	14.68	14.68	0
POSOCO (SRLDC Fees & Charges)	1.00	57.87	57
LTOA sembcorp	59.15	38.92	-20
<b>Transco</b>	<b>1158.78</b>	<b>1158.78</b>	<b>0.00</b>
TSTRANSCO-TR TSNPDCL	344.25	344.25	0
TSTRANSCO-TR TSSPDCL	814.53	814.53	0
<b>SLDC</b>	<b>22.21</b>	<b>22.21</b>	<b>0.00</b>
TSTRANSCO-SLDC TSNPDCL	6.56	6.56	0
TSTRANSCO-SLDC TSSPDCL	15.65	15.65	0
<b>PGCIL &amp; T/m Cost</b>	<b>1870.41</b>	<b>1928.74</b>	<b>58.33</b>

Particular	H1			H2		
	Filed	As per audited accounts	Deviation	Filed	As per audited accounts	Deviation
CGS	835.21	830.91	-4.30	957.31	814.92	-142.39
TS Genco	2411.24	2411.03	-0.21	2680.46	3556.71	876.25
Others (Singareni, TPCIL, CSPDCL)	1863.75	1849.07	-14.68	1824.72	1944.79	120.08
Transmission Cost	1961.92	2020.97	59.05	1870.41	1928.74	58.33
<b>Total</b>			<b>39.87</b>			<b>912.26</b>

Power Purchase during FY 2020-21 (Provisional)

Power Purchase during FY2020-21 - TSPCC																		
Station	Capacity	April'20					May'20					June'20						
		Energy	FC	VC	TOTAL	Rs/Kwh	Energy	FC	VC	TOTAL	Rs/Kwh	Energy	FC	VC	TOTAL	Rs/Kwh	Energy	
<b>CGS</b>																		
NPC Kaiga - I & II	145.08	67219473		245405863	245405863	3.65	80423896		277845283	277845283	3.45	97041965		331604962	331604962	3.42	99131742	
NPC-MAPS	22.76	6442196		16358831	16358831	2.54	6199543		15736005	15736005	2.54	6448933	0	16360385	16360385	2.54	6247611	
NPC-Kudankulam	50.00	30820507		126315545	126315545	4.10	26367509		108148660	108148660	4.10	34202805		140180091	140180091	4.10	23164231	
NLC ST-I	59.89	34676675	23803814	91788178	115591992	3.33	28950690	23684007	80106559	103790566	3.59	33339193	23685959	92498706	116184665	3.48	41499023	
NLC ST-II	105.04	51056820	42940758	134714699	177655457	3.48	31441270	30177208	86997994	117175202	3.73	43618183	35298945	120991750	156290695	3.58	72004630	
NNTPS		14535495	29229576	34062606	63292182	4.35	17078898	32976268	39862148	72838416	4.26	13944453	37999184	32267143	70266327	5.04	10495613	
NTPC(ER) - Farakka					0					0		0	0	0	0	#DIV/0!		
NTPC(ER)-Kahalgaon					0					0		0	0	0	0	#DIV/0!		
NTPC(ER)-Talcher-I					0					0		0	0	0	0	#DIV/0!		
NTPC(SR) I & II	345.45	196619336	76952153	516727088	593679241	3.02	183645408	139021064	473231830	612252894	3.33	209434582	142340711	517303418	659644129	3.15	222713245	
NTPC(SR) ST III	86.72	0	-24742651	6113417	-18629234	#DIV/0!	0	31520	0	31520	#DIV/0!	40832077	32022960	99181115	131204075	3.21	55978311	
NTPC-Simhadri -I	538.90	140895968	733313145	454242370	1187555515	8.43	11424778	295585874	69270800	364856674	31.94	2765825	296735798	58632210	355368008	128.49	229748362	
NTPC-Simhadri -II	231.30	113144284	206568289	342126395	548694684	4.85	87291295	189289257	278190795	467480052	5.36	124523264	199035023	394927880	593962903	4.77	118269423	
NTPC-Talcher-ST II	214.43	133730084	70572953	260973921	331546874	2.48	144236352	101284053	273544383	374828436	2.60	133850331	95803717	255654132	351457849	2.63	145010270	
NTPC KUDIGI I	271.68	20309336	237022831	22985029	260007860	12.80	0	247375917	-1033	247374884	#DIV/0!	0	247490726	1965142	249455868	#DIV/0!	0	
NTECL - VALLURU	110.65	14197893	114965316	76416098	191381414	13.48	10942528	113863355	38972772	152836127	13.97	10552549	113795056	15888064	129683120	12.29	59200	
NTPC ARAVALI POWER					0					0		0	0	0	0	#DIV/0!		
NLC Tamilnadu Power Ltd	152.33	82610270	126925535	226770493	353696028	4.28	59898285	140274752	161785268	302060020	5.04	90335428	147407723	241165505	383573228	4.25	85799345	
<b>Sub-TOTAL</b>		<b>906258337</b>	<b>1637551719</b>	<b>2556005533</b>	<b>4192562252</b>	<b>4.63</b>	<b>687900452</b>	<b>1313563275</b>	<b>1903691463</b>	<b>3217264738</b>	<b>4.68</b>	<b>840889588</b>	<b>1366615802</b>	<b>2318620503</b>	<b>3685236305</b>	<b>4.38</b>	<b>1110121006</b>	
APGPC ST-I	6.67				0	#DIV/0!				0	#DIV/0!	0	0	0	0	#DIV/0!	0	
APGPC ST-I & II	17.84				0	#DIV/0!				0	#DIV/0!	0	0	0	0	#DIV/0!	0	
<b>TOTAL</b>		<b>0</b>	<b>0</b>	<b>0</b>	<b>0</b>	<b>#DIV/0!</b>	<b>0</b>	<b>0</b>	<b>0</b>	<b>0</b>	<b>#DIV/0!</b>	<b>0</b>	<b>0</b>	<b>0</b>	<b>0</b>	<b>#DIV/0!</b>	<b>0</b>	
<b>IPPs</b>																		
M/s Thermal Powertech 570MW	570.00	392769868	940392044	860905596	1801297640	4.59	414783878	982746908	928768026	1911514934	4.61	268135793	622756699	588619953	1211376652	4.52	104657008	
Thermal Powertech 269.45 Mw	269.45	177022248	276397499	413878015	690275514	3.90	180654993	286447368	424177924	710625292	3.93	121737015	260659993	285229826	545889819	4.48	49055557	
<b>TOTAL IPPs/MPPs</b>		<b>569792116</b>	<b>1216789543</b>	<b>1274783611</b>	<b>2491573154</b>	<b>4.37</b>	<b>595438871</b>	<b>1269194276</b>	<b>1352945950</b>	<b>2622140226</b>	<b>4.40</b>	<b>389872808</b>	<b>883416692</b>	<b>873849779</b>	<b>1757266471</b>	<b>4.51</b>	<b>153712565</b>	
Trading	300774960		0	784865633	784865633	2.61	180797315	0	497480259	497480259	2.75	756453093	0	1865434519	1865434519	2.47	890312443	
UI-SRPC/Deviation charges				5073150	5073150				6349763	6349763				90106430	90106430			
NCEs- TSNPDC		172786419		989062844	989062844	5.72	162767554		917595093	917595093	5.64	148793584		811099656	811099656	5.45	134362408	
NCEs- TSSPDC		382092206		2281625083	2281625083	5.97	359094526		2131577553	2131577553	5.94	333346795		1971837024	1971837024	5.92	289553186	
NVVNL B.P-Solar	45.81	7672332		83009296	83009296	10.82	6745220		72974175	72974175	10.82	4118847		44585657	44585657	10.82	2371075	
NVVNL B.P-Coal	45.81	15350162		77352039	77352039	5.04	55704860		56693438	56693438	1.02	20607101		91434870	91434870	4.44	18868348	
NSM-Solar Phase II		81347347		391445817	391445817	4.81	77620719		405340694	405340694	5.22	73723829		391594913	391594913	5.31	61895801	
NSM-Coal Phase II		106760176		376705302	376705302	3.53	95446487		398707315	398707315	4.18	77346259		302037277	302037277	3.91	91730181	
KTPS V (D)	500.00	264976850	238558333	711232932	949791265		259608400	238558333	702856810	941415143		152327200	163609269	430976323	594585952		139660800	
KTPS VI	500.00	304257700	428366667	883619094	1311985761		292705400	428366667	831756779	1260123448		262732000	428366667	715620906	1143987573		268586400	
RTS-B	62.50	17317820	43603503	55065083	98668586		-259630	47213163	0	47213163		-256790	21501754	21501754		-315750		
Kakatiya Stage-I	500.00	178836128	442250000	499501670	941751670		90760965	442250000	269669955	711919955		290998913	442250000	827277035	1269527035		212197035	
Kakatiya Stage-II	600.00	285255554	631416667	781343260	1412759927		363789558	631416667	1054582998	1685999565		57381695	631416667	157208207	788624874		386145242	
KTPS Stage VII	800	280298000	328513859	728409202	1056923061		485324221	625556807	1314732327	1940289134		533542998	601479333	1380531401	1982010734		536382299	
BTPS	720.00				0					0		97500000	214651010	253380402	468031412		140344500	
Interest on Pension bonds			570283333		570283333			570283333		570283333			570283333		570283333			
TSGENCO-Hydel		35706674	984295833	0	984295833		-1552338	984295833	0	984295833		9353988	984295833	0	984295833		345272020	
FC Not Allowed					0					0					0			
<b>TSGENCO-TOTAL</b>		<b>1366648726</b>	<b>3667288196</b>	<b>3659171241</b>	<b>7326459437</b>	<b>5.36</b>	<b>1490376577</b>	<b>3967940803</b>	<b>4173598869</b>	<b>8141539672</b>	<b>5.46</b>	<b>1403580004</b>	<b>4057853866</b>	<b>3764994274</b>	<b>7822848140</b>	<b>5.57</b>	<b>1978272546</b>	
SINGARENI CCL U1&U2	1200	580292000	1262433333	1557503728	2819937061	4.86	661116000	1262433333	1774435344	3036868677	4.59	40192000	1262433333	100439808	1362873141	33.91	369004000	
Chatthisgarh SPDCL	1000	294944250	796349475	353933100	1150282575	3.90	297296063	802699370	356755276	1159454646	3.90	288991500	780277050	346789800	1127066850	3.90	352260750	
PGCL POC			782755800		782755800			786361471		786361471			934327376		934327376			
PGCL Non POC			597337		597337			597337		597337			597337		597337			
POSOCO (SRLDC Fees & Charges)			1704642		1704642			1705509		1705509			1681457		1681457			
TSTRANSCO-TR TSNPDC			573745181		573745181			573745180		573745180			573745180		573745180			
TSTRANSCO-TR TSSPDC			1357556894		1357556894			1357556894		1357556894			1357556894		1357556894			
TSTRANSCO-SLDC TSNPDC			17842919		17842919			11082474		11082474			10926730		10926730			
TSTRANSCO-SLDC TSSPDC			41960569		41960569			25931279		25931279			26087023		26087023			
Wheeling KPTCL/Reactive KPTCL/AP					0					0					0			
Wheeling Tantransco/Asset Maintenance			220918		220918			220261		220261			215273		215273			
Reactive			4755481		4755481			4228590		4228590			6119627		611962			

Power Purchase during FY2020-21 - TSPCC																	
Station	Capacity	July 20				Aug 20				Sep 20				TOTAL	Rs/Kwh		
		Energy	FC	VC	TOTAL	Energy	FC	VC	TOTAL	Energy	FC	VC	TOTAL				
<b>CGS</b>																	
GPC Kopp - IS II	143.00	8431174		14870368	13670444	3.42	15107505		11479733	12147876	3.26	8794039		86072032	86072032	3.74	
GPC-MAPS	22.75	5247833		1502842	1342842	2.53	7644737		10866229	1766219	2.54	6702714		11477426	11477426	2.80	
GPC-Kankarbat	50.00	2104233		8403362	8403362	4.10	6070000		12497909	12499020	4.09	2174045		10040244	10040244	4.00	
NLC ST-1	19.85	4199322	11221614.66	14895226	13899911	3.25	14115746		11513160	3848912	3.58	17344136	1423621	4793220	42347965	3.58	
NLC ST-2	105.00	7004430	4454110	19106824	14302308	3.30	0		12899	9734	129447	80970	1700424	1345724	4544203	3.64	
MSES	10798.13	16141399	16141399	2388507	2910005	3.81	877273		12713300	1107546	2778857	4.20	1441391	2877074	3782885	6343888	4.42
NTP(200)-Farakka						0	80970				0	80970				0	80970
NTP(200)-Farakka						0	80970				0	80970				0	80970
NTP(200)-Farakka						0	80970				0	80970				0	80970
NTP(200)-S & B	343.45	27211149	14717074	44488362	41167127	2.84	16197213	16740139	41295936	14000494	3.30	11907013	12914063	24729847	41170700	3.44	
NTP (200) ST-2	86.72	5927811		12180942	14671369	3.34	8994520		4507098	12291790	3.25	4251329	4411504	10959524	15416840	3.28	
NTP (200) ST-1	59.50	12074880		64378285	112740152	5.78	86734440		29405930	21854007	3.24	10004093	28190240	35749473	89495723	6.47	
NTP (200) ST-2	231.30	118719411		46889454	64331889	5.61	17883171		13517346	70413144	6.30	3731344	18410134	10546148	41099123	6.13	
NTP (200) ST-3	114.43	14670270		11118180	21182442	4.04	12408140		6548881	24266173	2.60	11010713	8762418	19479451	23241820	3.38	
NTP (200) ST-4	171.84	0		24565079	20581710	80970	0		24719719	601134	24800713	80970	14440008	18184020	7210110	12405346	22.44
NTP (200) ST-5	110.85	8930		11075214	1441796	11809053	199533	25435	11116740	923880	12150348	779108	117410	11271084	18748107	13017603	567.91
NTP (200) ST-6						0					0						
NTP (200) ST-7						0					0						
NTP (200) ST-8						0					0						
NTP (200) ST-9						0					0						
NTP (200) ST-10						0					0						
NTP (200) ST-11						0					0						
NTP (200) ST-12						0					0						
NTP (200) ST-13						0					0						
NTP (200) ST-14						0					0						
NTP (200) ST-15						0					0						
NTP (200) ST-16						0					0						
NTP (200) ST-17						0					0						
NTP (200) ST-18						0					0						
NTP (200) ST-19						0					0						
NTP (200) ST-20						0					0						
NTP (200) ST-21						0					0						
NTP (200) ST-22						0					0						
NTP (200) ST-23						0					0						
NTP (200) ST-24						0					0						
NTP (200) ST-25						0					0						
NTP (200) ST-26						0					0						
NTP (200) ST-27						0					0						
NTP (200) ST-28						0					0						
NTP (200) ST-29						0					0						
NTP (200) ST-30						0					0						
NTP (200) ST-31						0					0						
NTP (200) ST-32						0					0						
NTP (200) ST-33						0					0						
NTP (200) ST-34						0					0						
NTP (200) ST-35						0					0						
NTP (200) ST-36						0					0						
NTP (200) ST-37						0					0						
NTP (200) ST-38						0					0						
NTP (200) ST-39						0					0						
NTP (200) ST-40						0					0						
NTP (200) ST-41						0					0						
NTP (200) ST-42						0					0						
NTP (200) ST-43						0					0						
NTP (200) ST-44						0					0						
NTP (200) ST-45						0					0						
NTP (200) ST-46						0					0						
NTP (200) ST-47						0					0						
NTP (200) ST-48						0					0						
NTP (200) ST-49						0					0						
NTP (200) ST-50						0					0						
NTP (200) ST-51						0					0						
NTP (200) ST-52						0					0						
NTP (200) ST-53						0					0						
NTP (200) ST-54						0					0						
NTP (200) ST-55						0					0						
NTP (200) ST-56						0					0						
NTP (200) ST-57						0					0						
NTP (200) ST-58						0					0						
NTP (200) ST-59						0					0						
NTP (200) ST-60						0					0						
NTP (200) ST-61						0					0						
NTP (200) ST-62						0					0						
NTP (200) ST-63						0					0						
NTP (200) ST-64						0					0						
NTP (200) ST-65						0					0						
NTP (200) ST-66						0					0						
NTP (200) ST-67						0					0						
NTP (200) ST-68						0					0						
NTP (200) ST-69						0					0						
NTP (200) ST-70						0					0						
NTP (200) ST-71						0					0						
NTP (200) ST-72						0					0						
NTP (200) ST-73						0					0						
NTP (200) ST-74						0					0						
NTP (200) ST-75						0					0						
NTP (200) ST-76						0					0						
NTP (200) ST-77						0					0						
NTP (200) ST-78						0					0						
NTP (200) ST-79						0					0						
NTP (200) ST-80						0					0						
NTP (200) ST-81						0					0						
NTP (200) ST-82						0					0						
NTP (200) ST-83						0					0						
NTP (200) ST-84						0					0						
NTP (200) ST-85																	

Power Purchase during FY2020-21 - TSPCC																	
Station	Capacity	Rs/Kwh	Oct'20				Nov'20				Dec'20				Rs/Kwh		
			Energy	FC	VC	TOTAL	Energy	FC	VC	TOTAL	Energy	FC	VC	TOTAL			
CGS																	
NPC Kaiga - I & II	145.08	3.74	99421703		339746554	339746554	3.42	89680327		306463063	306463063	3.42	59187318		202427769	202427769	3.42
NPC-MAPS	22.76	2.60	5851585		14844354	14844354	2.54	2423889		6152376	6152376	2.54	6551199		16618179	16618179	2.54
NPC-Kudankulam	50.00	4.09	35116901		143685166	143685166	4.09	34258472		140129524	140129524	4.09	28998506		118504591	118504591	4.09
NLC ST-I	59.89	3.59	8590225	10290153	23950206	34240359	3.99	16584008	24231774	46004038	70235812	4.24	25390643	20795616	70475618	91271234	3.59
NLC ST-II	105.04	3.64	10099570	11633037	28103088	39736125	3.93	18797368	26218315	52143899	78362214	4.17	24281335	23375112	67399502	90774614	3.74
NNTPS		4.42	15336380	32399222	33762889	66162111	4.31	15312318	29538417	35493761	65032178	4.25	12321690	21749421	28577348	50326769	4.08
NTPC(ER) - Farakka		#####				0	#DIV/0!				0	#DIV/0!				0	#DIV/0!
NTPC(ER)-Kahalgaon		#####				0	#DIV/0!				0	#DIV/0!				0	#DIV/0!
NTPC(ER)-Talcher-I		#####				0	#DIV/0!				0	#DIV/0!				0	#DIV/0!
NTPC(SR) I & II	345.45	3.44	136751724	136992550	342150113	479142663	3.50	152431145	129673480	377061159	506734639	3.32	184300484	141807002	443795565	585602567	3.18
NTPC(SR) ST III	86.72	3.26	42998784	39544794	99578640	139123434	3.24	50649588	43108652	123382396	166491048	3.29	48729775	41852529	115439815	157292344	3.23
NTPC-Simhadri-I	538.90	6.47	37357240	292903842	136346038	429249880	11.49	22135000	288591833	58303618	346895451	156.72	58769405	290923276	207262937	498186213	8.48
NTPC-Simhadri-II	231.30	6.13	13944588	199219580	43451669	242671249	17.40	6237449	197022478	49942817	246965295	39.59	72912579	205264671	200379188	405643859	5.56
NTPC-Talcher-ST II	214.43	2.56	131031042	91808045	275344715	367152760	2.80	99420651	85948453	204309438	290257891	2.92	120035659	90567782	225306932	315874714	2.63
NTPC KUDIGI I	271.68	22.44	0	247491580	8957973	256449553	#DIV/0!	0	247472800	-1357125	246115675	#DIV/0!	56548103	254996569	146778613	401775182	7.11
NTCL - VALLURU	110.65	#####	2439058	107787191	10935353	118722544	48.68	6007685	110159124	35406544	145565668	24.23	17193645	110869044	77421498	188290542	10.95
NTPC ARAVALI POWER						0					0					0	
NLC Tamilnadu Power Ltd	152.33	5.18	51055290	141717522	153615770	295333292	5.78	45429590	153938490	134976937	288915427	6.36	35420765	154837253	103180688	258017941	7.28
<b>Sub-TOTAL</b>		<b>4.80</b>	<b>589994090</b>	<b>1311787516</b>	<b>1654472527</b>	<b>2966260043</b>	<b>5.03</b>	<b>539447990</b>	<b>1335803816</b>	<b>1568412445</b>	<b>2904316261</b>	<b>5.38</b>	<b>750641106</b>	<b>1357038275</b>	<b>2023568243</b>	<b>3380606518</b>	<b>4.50</b>
APGPCL ST-I	6.67	#####	0	0	0	0	#DIV/0!	0	0	0	0	#DIV/0!	0	0	0	0	#DIV/0!
APGPCL ST-I & II	17.84	#####	0	0	0	0	#DIV/0!	0	0	0	0	#DIV/0!	0	0	0	0	#DIV/0!
<b>TOTAL</b>		<b>#####</b>	<b>0</b>	<b>0</b>	<b>0</b>	<b>0</b>	<b>#DIV/0!</b>	<b>0</b>	<b>0</b>	<b>0</b>	<b>0</b>	<b>#DIV/0!</b>	<b>0</b>	<b>0</b>	<b>0</b>	<b>0</b>	<b>#DIV/0!</b>
<b>IPPs</b>																	
M/s Thermal Powertech 570MW	570.00	4.51	407748100	974065462	847927991	1821993453	4.47	307838690	759066561	632221553	1391288114	4.52	420074365	989274840	841478300	1830753140	4.36
Thermal Powertech 269.45 Mw	269.45	4.33	176487725	336869961	410863424	747733385	4.24	130241285	244319397	303071470	547390867	4.20	187932437	326746274	438446377	765192651	4.07
<b>TOTAL IPPs/MPPs</b>	<b>4.46</b>	<b>584235825</b>	<b>1310935423</b>	<b>1258791415</b>	<b>2569726838</b>	<b>4.40</b>	<b>438079975</b>	<b>1003385958</b>	<b>935293023</b>	<b>1938678981</b>	<b>4.43</b>	<b>608006802</b>	<b>1316021114</b>	<b>1279924677</b>	<b>2595945791</b>	<b>4.27</b>	
Trading	3.14	64022583	192899435	192899435	16958123	3.01	16958123	54665296	54665296	3.22	372176638	0	1073665557	1073665557	2.88		
UI-SRPC/Deviation charges				22573416	22573416						0			14142113	14142113		
NCEs- TSNPDCL	5.71	119566274	684414846	684414846	5.72	160512736	933086984	933086984	5.81	152285227	875042246	5.75			875042246	5.75	
NCEs- TSSPDCL	5.91	244335470	1447631406	1447631406	5.92	314392311	1868654944	1868654944	5.94	312358539	1834284942	5.87			1834284942	5.87	
NVNL B.P-Solar	45.81	10.71	3348618		35831614	35831614	10.70	1951890		20627365	20627365	10.57	2626403		27969045	27969045	10.65
NVNL B.P-Coal	45.81	5.42	24206943		95620374	95620374	3.95	-5327193		5026475	5026475	-0.94	66881676		68172177	68172177	1.02
NSM-Solar Phase II	4.81	70627188	339762817	339762817	4.81	49623909	238926388	238926388	4.81	85011529	408176887	4.80			408176887	4.80	
NSM-Coal Phase II	3.65	96569824	364775182	364775182	3.78	73645075	307090368	307090368	4.17	83102876	326008285	3.92			326008285	3.92	
KTPS V (D)	500.00		153076750	240863403	418298295	659161698		115915000	248616549	319147865	567764414	4.90	231187400	279620186	604341696	883961882	
KTPS VI	500.00		190027800	428366667	611924910	1040291577		267318200	428366667	796939983	1225306650	4.58	297975100	428366667	835965196	1264331863	
RTS-B	62.50		29311820	42430152	91255418	133685570		29731800	44366363	92055447	136421810	4.59	31555400	45741328	99890559	145631887	
Kakatiya Stage-I	500.00		107303001	442250000	292046949	734296949		-5601147	442250000	0	442250000	-78.96	250919677	442250000	643156285	1085406285	
Kakatiya Stage-II	600.00		332910601	631416667	872723792	1504140459		323208624	631416667	869235176	1500651843	4.64	364118413	631416667	933131228	1564547895	
KTPS Stage VII	800		454730603	518516667	1102151619	1620668286	3.56	523487713	518516667	1223811834	1742328501	3.33	563380998	518516667	1327396123	1845912790	3.28
BTPS	720.00		83350000	353946553	235508800	589455353		-5207000	449238153	0	449238153	-86.28	153748500	660754633	437298106	1098052739	
Interest on Pension bonds				570283333	570283333			570283333	570283333		570283333	#DIV/0!		570283333	570283333		
TSGENCO-Hydel			694896085	984295833	984295833			372876920	984295833		984295833	2.64	74509812	984295833	984295833		
FC Not Allowed													#DIV/0!				
<b>TSGENCO-TOTAL</b>	<b>4.01</b>	<b>2045606660</b>	<b>4212369274</b>	<b>3623909783</b>	<b>7836279057</b>	<b>3.83</b>	<b>1621730110</b>	<b>4317350232</b>	<b>3301190305</b>	<b>7618540537</b>	<b>4.70</b>	<b>1967395300</b>	<b>4561245314</b>	<b>4881179193</b>	<b>9442424507</b>	<b>4.80</b>	
SINGARENI CCL U1&U2	1200	4.64	690921000	1225883333	1725229737	2951113070	4.27	710367000	1225883333	1773786399	2999669732	4.22	730435000	1225883333	1874296210	3100179543	4.24
Chatthisgarh SPDC	1000	3.90	217764250	587963475	261317100	849280575	3.90	413692500	1116969750	496431000	1613400750	3.90	327646500	884645550	393175800	1277821350	3.90
PGCIL POC				1158351952		1158351952			1267588426		1267588426					0	
PGCIL Non POC				597337		597337			597337		597337			136894985		136894985	
POSOCO (SR)DC Fees & Charges)				1680304		1680304			1667750		1667750			1661486		1661486	
TSTRANSCO-TR TSNPDCL				573745180		573745180			573745180		573745180			573745180		573745180	
TSTRANSCO-TR TSSPDCL				1357556894		1357556894			1357556894		1357556894			1357556894		1357556894	
TSTRANSCO-SLDC TSNPDCL				10926730		10926730			10926730		10926730			10926730		10926730	
TSTRANSCO-SLDC TSSPDCL				26087023		26087023			26087023		26087023			26087023		26087023	
Wheeling KPTCL/Reactive KPTCL/AP						0					0					0	
Wheeling Tantransco/Asset Maintenance				213748		213748			220912		220912			224891		224891	
Reactive				10430440		10430440			16767529		16767529			8922758		8922758	
STOA/LTOA				353159145		353159145			307513952		307513952			10228629		10228629	
Conjestion charges/Consultancy charges						0					0					0	
<b>TOTAL</b>	<b>5.01</b>	<b>4751198725</b>	<b>1214168774</b>	<b>11707229652</b>	<b>23848917426</b>												

Power Purchase during FY2020-21 - TSPCC																	1.0000		
Station	Capacity	Jan'21				Feb'21				March'21				TOTAL					
		VC	TOTAL	Rs/Kwh	Energy	FC	VC	TOTAL	Rs/Kwh	Energy	FC	VC	TOTAL	Rs/Kwh	Energy	FC	VC	Amount	
CGS																			
NPC-Kaiga - I & II	145.08	277662780	277662780	3.43	78378126		267939750	267939750	3.42	100944221			345068668	345068668	3.42	1052027471	0	3630481871	3630481871
NPC-MAPS	22.76	13806393	13806393	2.55	3818803		9294841	9294841	2.43	6422906			16062453	16062453	2.50	69568380	0	176354294	176354294
NPC-Kudankulam	50.00	70697573	70697573	4.14	0	0	0	0	#DIV/0!	0	0	0	0	0	#DIV/0!	294326390	0	1205567855	1205567855
NLC ST-I	59.89	89673893	93219966	2.89	32225060		85041934	108311000	3.36	38336488	24126026		101522798	125648824	3.28	323225745	227335089	882573418	1109908507
NLC ST-II	105.04	84837054	111669393	3.66	39449528	35248588	104107304	139355892	3.53	52395675	37971028		138731413	176702441	3.37	386123887	324966971	1051944181	1376911152
NNTPS		30798673	55208292	4.18	18587925	44138622	41265194	85403816	4.59	29290405	27874125		66700439	94574564	3.23	181292896	338704895	415764090	754468985
NTPC(ER) - Farakka			0	#DIV/0!				0	#DIV/0!					0	#DIV/0!	0	0	0	0
NTPC(ER)-Kahalgaon			0	#DIV/0!				0	#DIV/0!					0	#DIV/0!	0	0	0	0
NTPC(ER)-Talcher-I			0	#DIV/0!				0	#DIV/0!					0	#DIV/0!	0	0	0	0
NTPC(SR) I & II	345.45	327260556	472944794	3.11	185135514	441177930	145423553	586601483	3.17	216179541	146990057		530720773	677710830	3.13	2124933082	1913800208	4851754500	6765554708
NTPC(SR) ST III	86.72	120829810	164248483	2.97	53492671	125600792	45021059	170621851	3.19	56165974	44774506		135135333	179909839	3.20	501234332	486267881	1111617322	1597885202
NTPC-Simhadri-I	538.90	694965618	985676734	3.99	310636803	840960806	297029971	1137990777	3.66	375921282	297028678		1106591629	1403620307	3.73	1603938368	4578786411	4736178897	9314965308
NTPC-Simhadri-II	231.30	356525981	571087644	4.30	146580125	411061416	214602935	625664351	4.27	152985410	215396372		432913999	648310371	4.24	1092448037	2627332205	3190589329	5817921534
NTPC-Talcher-ST II	214.43	208995805	301125457	2.68	103750660	207809781	94059186	301868967	2.91	144566223	97838254		275699777	373538031	2.58	1504427847	1218384273	2803895913	4022280187
NTPC KUDIGI I	271.68	458081944	723343007	4.72	129164668	412495097	266393583	678888680	5.26	164839928	262573085		546937526	809510611	4.91	538435033	3162588931	1548805774	4711394704
NTECL - VALLURU	110.65	150077133	263360145	5.80	61474685	114104077	192760565	306864642	4.99	56663398	113204298		172431819	285636117	5.04	225200374	1348873151	805453200	2154326351
NTPC ARAVALI POWER			0					0						0		0	0	0	0
NLC Tamilnadu Power Ltd	152.33	212956642	356970614	4.92	83301345	140755157	244239544	384994701	4.62	79459543	140122429		237107276	377229705	4.75	806192249	1698162771	2300953382	3999116153
<b>Sub-TOTAL</b>		<b>3097170756</b>	<b>4461021276</b>	<b>3.88</b>	<b>1245995913</b>	<b>2796621332</b>	<b>2007179419</b>	<b>4803800750</b>	<b>3.86</b>	<b>1474170994</b>	<b>1407898858</b>		<b>4105623904</b>	<b>5513522762</b>	<b>3.74</b>	<b>10703374091</b>	<b>1792520287</b>	<b>28711934026</b>	<b>46637136812</b>
APGPC ST-I	6.67	0	0	#DIV/0!	0	0	0	0	#DIV/0!	0	0		0	0	#DIV/0!	0	0	0	0
APGPC ST-I & II	17.84	0	0	#DIV/0!	0	0	0	0	#DIV/0!	0	0		0	0	#DIV/0!	0	0	0	0
<b>TOTAL</b>		<b>0</b>	<b>0</b>	<b>#DIV/0!</b>	<b>0</b>	<b>0</b>	<b>0</b>	<b>0</b>	<b>#DIV/0!</b>	<b>0</b>	<b>0</b>		<b>0</b>	<b>0</b>	<b>#DIV/0!</b>	<b>0</b>	<b>0</b>	<b>0</b>	<b>0</b>
IPPs																			
M/s Thermal Powertech 570MW	570.00	854766903	1844939575	4.38	362299593	872411218	764187005	1636598223	4.52	408847320	975421789		881013942	1856435731	4.54	4206580554	9892043892	8931571513	18823615405
Thermal Powertech 269.45 Mw	269.45	441344626	770081642	4.06	170996730	281047801	397567397	678615198	3.97	193269830	291516693		448579275	740095968	3.83	1878848091	3292442901	4383468415	7675911316
<b>TOTAL IPPs/MPPs</b>		<b>1296111529</b>	<b>2615021217</b>	<b>4.28</b>	<b>533296323</b>	<b>1153459019</b>	<b>11617513421</b>	<b>2315214212</b>	<b>4.34</b>	<b>6021171150</b>	<b>1266938482</b>		<b>1329593217</b>	<b>2596531699</b>	<b>4.31</b>	<b>6085428645</b>	<b>13184486793</b>	<b>13315039928</b>	<b>26499526721</b>
Trading		4427170605	4427170605	3.25	1443859008	0	5072254701	5072254701	3.51	2271225161	0		9192904902	9192904902	4.05	8729374787	0	28990640871	28990640871
UI-SRPC/Deviation charges		19170058	19170058				48384993	48384993					94546062	94546062		0	0	360290694	360290694
NCEs- TSNPDCL		891280510	891280510	5.66	176341200		968805282	968805282	5.49	153628085			884787928	884787928	5.76	1793521359	0	10186100876	10186100876
NCEs- TSSPDCL		1843246530	1843246530	5.92	344362001		2064807129	2064807129	6.00	338236755			2019407890	2019407890	5.97	3770312463	0	22361826180	22361826180
NVNL B.P-Solar	45.81	47749181	47749181	10.64	5250158		56528138	56528138	10.77	7383658			79272602	79272602	10.74	51775219	0	556208617	556208617
NVNL B.P-Coal	45.81	101228383	101228383	4.39	22271002		91175265	91175265	4.09	27849025			110037427	110037427	3.95	293764719	0	909041413	909041413
NSM-Solar Phase II		342872554	342872554	4.81	58848251		282698964	282698964	4.80	95424012			458024005	458024005	4.80	815040309	0	3988113785	3988113785
NSM-Coal Phase II		371356508	371356508	3.64	103459680		378535747	378535747	3.66	133969259			519306568	519306568	3.88	1156218115	0	4456140336	4456140336
KTPS V (D)	500.00	567726252	847346438	3.01	288389250	277950278	582546285	860496653	2.98	316697900	281170816		639729758	920900574	2.91	2443810750	2758450008	6063070824	8821520832
KTPS VI	500.00	773994564	1202361231	3.99	287777700	739586667	1167955356	4.06	335318600	428366667			861768802	1290135469	3.85	3386496700	5140400001	9563246899	14703646900
RTS-B	62.50	77098538	122839865	3.95	27839050	44403296	69040844	113444140	4.08	29779720	43071318		73853706	116925024	3.93	250495540	509578372	738479307	1248057679
Kakatiya Stage-I	500.00	77056274	1212806274	4.01	315814772	442250000	805327669	1247577669	3.95	329261794	442250000		839617575	1281867575	3.89	2352638632	5307000000	6333780227	11640780227
Kakatiya Stage-II	600.00	725243380	1356660047	4.41	329205126	631416667	776924097	1408340764	4.28	383043153	631416667		903981841	1535398508	4.01	3673310760	7577000001	9614540896	17191540896
KTPS Stage VII	800	1272258043	1790774709	3.62	470183500	518516667	1208371595	1726888262	3.67	552903758	518516667		1420962658	1939479325	3.51	5833306340	6222200001	14711100840	20933300841
BTPS	720.00	677431890	1338186523	5.10	256485000	702843663	661731300	1364574963	5.32	293258000	652736676		756605640	1409342316	4.81	1463460500	4747417453	3871008224	8618425677
Interest on Pension bonds			570283333				570283333	570283333					570283333	570283333		0	6843399996	0	6843399996
TSGENCO-Hydel			984295833			199828460	984295833	984295833					984295833	984295833		3424011252	11811550000	0	11811550000
FC Not Allowed			0													0	0	0	0
<b>TSGENCO-TOTAL</b>		<b>4864308941</b>	<b>9425554254</b>	<b>4.36</b>	<b>2175522858</b>	<b>4600326403</b>	<b>4843530479</b>	<b>9443856882</b>	<b>4.34</b>	<b>2476337645</b>	<b>4552107977</b>		<b>5496519979</b>	<b>10048627957</b>	<b>4.06</b>	<b>22827530474</b>	<b>50916995830</b>	<b>50895222717</b>	<b>101812223047</b>
SINGARENI CCL U1&U2	1200	2141960109	3367843442	4.18	474980360	1225883333	1205500154	2431383487	5.12	603149000	1225883333		1527776417	2753659750	4.57	6885119360	14856799996	17818572728	32675377274
Chatthisgarh SPDC	1000	111958200	363864150	3.90	55200000	149040000	66240000	215280000	3.90	196925000	531697500		236310000	768007500	3.90	3275329813	8843390495	3930395776	12773786271
PGCIL POC			1192572307			1210650037		1210650037					1316688294			1316688294	0	12176105725	12176105725
PGCIL Non POC			597337			7546591		7546591					597337			597337	0	177132188	177132188
POSO (SRLDC Fees & Charges)			1684164			1672241		1672241											



Power Purchase during FY2020-21 - TSPCC																	
Station	Capacity	Rs/Kwh	July'20				Aug'20				7923036924		2064374		Sep'20		
			Energy	FC	VC	TOTAL	Rs/Kwh	Energy	FC	VC	TOTAL	Rs/Kwh	Energy	FC	VC	TOTAL	
CGS																	
NPC Kaiga - II	145.08	3.42	99131742		338765864	338765864	3.42	101670057		331478763	331478763	3.26	97984029		362510519	362510519	
NPC-MAPS	22.76	2.60	6247611		16224806	16224806	2.60	7044717		18315208	18315208	2.60	6703203		17845202	17845202	
NPC-Kudankulam	50.00	4.10	23164231		94858392	94858392	4.10	30570008		124999069	124999069	4.09	33748585		138049244	138049244	
NLC ST-I	59.89	3.48	13188882	15751310	52065062	36313752	3.95	14078740	11525362	38649822	50175184	3.56	17344550	14302346	47992370	62294716	
NLC ST-II	105.04	3.58	675333	195732	1649880	1845612	2.73	0	-129993	3376	-126617	#DIV/0!	12506428	10891647	34605286	45496933	
NNTPS		4.32	19054113	34375511	44960784	79336295	4.16	6778778	12373104	15375463	27748567	4.09	14403963	29923743	33762889	63686632	
NTPC(ER) - Farakka		#DIV/0!					#DIV/0!					#DIV/0!				0	
NTPC(ER)-Kahalgaoon		#DIV/0!					#DIV/0!					#DIV/0!				0	
NTPC(ER)-Talcher-I		#DIV/0!					#DIV/0!					#DIV/0!				0	
NTPC(SR) I & II	345.45	3.15	222713245	147178762	484488360	631667122	2.84	165952018	136768198	411298636	548066834	3.30	119576023	129214063	282293447	411507510	
NTPC(SR) ST III	86.72	3.21	55978311	51533004	135180661	186713665	3.34	49941920	45009588	122451748	167461336	3.35	47051829	44113514	109303326	153416840	
NTPC-Simhadri-I	538.90	128.49	229748362	362631107	964529245	1327160352	5.78	86736440	296055888	331854087	627909675	7.24	100594695	293346248	357149473	650495721	
NTPC-Simhadri-II	231.30	4.77	118269423	196287916	468065953	664353869	5.62	57988171	195175386	204915549	400090935	6.90	65718340	198450154	204546169	402996323	
NTPC-Talcher-ST II	214.43	2.63	145010270	111139160	293167442	404306602	2.79	126306145	85848045	242060732	327908777	2.60	110310517	87634378	282413829	282413829	
NTPC KUDIGI I	271.68	#DIV/0!	0	245656036	20151290	265807326	#DIV/0!	0	247357199	643514	248000713	#DIV/0!	14468008	247396028	51416193	298812221	
NTECL - VALLURU	110.65	43.41	59200	110753254	7641799	118395053	1999.92	15635	112336360	9226988	121563348	7775.08	232480	113753064	18274567	132027631	
NTPC ARAVALI POWER																0	
NLC Tamilnadu Power Ltd	152.33	4.25	85799345	135804999	244270735	380075734	4.43	60067680	133754193	171724825	305479018	5.09	60306488	143195809	169159699	312355508	
Sub-TOTAL		4	1019040068	1411306791	3150268964	4561575755	4	707150309	1276073030	2022997781	3299070810	5	700949138	131220994	2021607835	333390829	
APGPC ST-I	6.67	#DIV/0!	0	0	0	0	#DIV/0!	0	0	0	0	#DIV/0!	0	0	0	0	
APGPC ST-I & II	17.84	#DIV/0!	0	0	0	0	#DIV/0!	0	0	0	0	#DIV/0!	0	0	0	0	
TOTAL		#DIV/0!	0	0	0	0	#DIV/0!	0	0	0	0	#DIV/0!	0	0	0	0	
IPPs																	
M/s Thermal Powertech 570MW	570.00	4.52	104657008	101577902	222908960	324486862	3.10	299566645	736007702	649802409	1385810111	4.63	399049445	948140414	848139681	1796280095	
Thermal Powertech 269.45 Mw	269.45	4.48	49055557	93421738	115035281	208457019	4.25	136703603	236145244	319613024	555758268	4.07	165112080	329597472	385536707	715134179	
TOTAL IPPs/MPPs		5	153712565	194999640	337944241	532943881	3	436270248	972152946	969415433	1941568379	4	564161525	1277737886	1233676388	2511414274	
Trading		2.47	890312443	0	2565320897	2565320897	2.88	699106165	0	2099267914	2099267914	3.00	370893076	0	1164711153	1164711153	
UI-SRPC/Deviation charges																	
NCEs- TSNPDL		5.73	131033508		777422128	777422128	5.93	119190094		682877218	682877218	5.73	135722592		775391907	775391907	
NCEs- TSSPDL		5.92	290145987		1714068565	1714068565	5.91	253760826		1491330761	1491330761	5.88	293309806		1740410316	1740410316	
NVNL E.P-Solar	45.81	10.82	2371075		25420944	25420944	10.72	2791251		29808670	29808670	10.68	3026955		32431931	32431931	
NVNL E.P-Coal	45.81	4.44	18868348		82550498	82550498	4.38	12914255		68023044	68023044	5.27	11383657		61727420	61727420	
NSM-Solar Phase II		4.82	61895801		297867179	297867179	4.81	48782620		234970908	234970908	4.82	40809131		196432654	196432654	
NSM-Coal Phase II		3.54	91730181		402332397	402332397	4.39	91982931		342899683	342899683	3.73	100221607		365432419	365432419	
KTPS V (D)	500.00		139660800	129912904	394762237	524675141		144744450	192480791	414112468.1	606593259		96174150	187488958	277339903	464828861	
KTPS VI	500.00		268586400	428366667	800961175	1229327842		291375800	428366667	871286077.3	1299652744		287256800	428366667	839820724	1268187391	
RTS-B	62.50		-315750		50882762			24714690	35687317	80546869	116234186		29989290	44936087	99672844	144608931	
Kakatiya Stage-I	500.00		212197035	442250000	607946200	1050196200		104964793	442250000	297610238	739860238		175003770	442250000	481070377	923320377	
Kakatiya Stage-II	600.00		336145242	631416667	937414084	1568830751		256487552	631416667	711025619	1342442285		334458725	631416667	891727213	1523143880	
KTPS Stage VII	800		536382299	518516667	1352493067	1871009734		445803028	518516667	1175982484	1694499151		492227182	518516667	1204000487	1722517154	
BTPS	720.00		140344500	376709406	347548779	724258185		109371200	284338475	282773045	567111520		72039800	389380468	218728943	608109411	
Interest on Pension bonds			570283333		570283333			570283333		570283333				570283333		570283333	
TSGENCO Hydel			345272020	984295833	0	984295833		711004449	984295833		984295833		562466424	984295833	0	984295833	
Thermal Incentive 2020-21																0	
Advance Income Tax 2020-21(Net)																0	
TSGENCO-TOTAL		6	1978272546	4132634239	4441125542	8573759781	4	2088465962	4087635750	3833336800	7920972550	4	2049616141	4196934679	4012360491	8209295170	
SINGARENI CCL U1&U2	1200	33.00	369004000	1225883333	947233268	2173116601	5.89	611859000	1225883333	1588385964	2814269297	4.60	607070000	1225883333	157774930	2803658263	
Chatthigargh SPDL	1000	3.90	352260750	951104025	422712900	1373816925	3.90	463945500	1252652850	556734600	1809387450	3.90	273365000	738085500	328038000	1066123500	
PGCIL POC				1582079912		1582079912			1093367756		1093367756			1049892083		1049892083	
PGCIL Non POC				27023387		27023387			888529		888529			597337		597337	
POSO (SRDLC Fees & Charges)				1733136		1733136			1733136		1733136			1733136		1733136	
TSTRANSCO-TR TSNPDL				573745180		573745180			573745180		573745180			573745180		573745180	
TSTRANSCO-TR TSSPDL				1357556894		1357556894			1357556894		1357556894			1357556894		1357556894	
TSTRANSCO-SLDC TSNPDL				10926730		10926730			10926730		10926730			18127619		18127619	
TSTRANSCO-SLDC TSSPDL				26087023		26087023			26087023		26087023			43278785		43278785	
Wheeling KPTCL/Reactive KPTCL/AP									79200		79200					0	
Wheeling Tanransco/Asset Maintenance				222911		222911			222864		222864			222524		222524	
Reactive				4793494		4793494			12583704		12583704			6214815		6214815	
STOA/LTOA				513232253		513232253			500702361		500702361			476541164		476541164	
Conjestion charges/Consultancy charges																	
NLC RRAS																	
POSO (STOA & RRAS)																	
RECEIVABLE FROM TSTRANSCO TOWARDS LIS FUNDS																	
NTPL RRAS																	
POC AND OPERATION CHARGES																	
GBI RECEIVABLES																	
RECEIVED FROM SARASWATI POWER																	
TOTAL		6	5358647272	12013328948	15186870078	2720019											





Power Purchase during FY2020-21 - TSPCC		Jan'21																		Feb'21					March'21					Mar20(Suppl)				
Station	Capacity	Ra/Kwh	Energy	FC	VC	TOTAL	Ra/Kwh	Energy	FC	VC	TOTAL	Ra/Kwh	Energy	FC	VC	TOTAL	Ra/Kwh	Energy	FC	VC	TOTAL	Ra/Kwh	Energy	FC	VC	TOTAL	Ra/Kwh							
CGS																																		
NPC Kaiga - I & II	145.08	3.42	80944614		277662780	277662780	3.43	78378126		267939750	267939750	3.42	100944221		345068668	345068668	3.42												0					
NPC-MAPS	22.76	2.60	5414243		14148845	14148845	2.61	3818803		9294841	9294841	2.43	6422906		16462598	16462598	2.56												0					
NPC-Kudankulam	50.00	4.09	17078866		70697573	70697573	4.14	0		0	0	#DIV/0!	0		0	0	#DIV/0!												13226769	13226769				
NPC-Kudankulam	50.00	4.09	17078866		70697573	70697573	4.14	0		0	0	#DIV/0!	0		0	0	#DIV/0!												13226769	13226769				
NLC ST-I	59.89	3.59	32210450	3546073	89673893	93219966	2.89	32225060	23269066	85041934	108311000	3.36	38336488	24126026	101522798	125648824	3.28												0					
NLC ST-II	105.04	3.74	30473080	26832339	84837054	111669393	3.66	39449528	35248588	104107304	139355892	3.53	52395675	37971028	138731413	176702441	3.37												0					
NNTPS		4.08	13206978	24409619	30798673	55208292	4.18	18587925	44138622	41265194	85403816	4.59	29290405	27874125	66700439	94574564	3.23												0					
NTPC(ER) - Farakka		#DIV/0!						0	#DIV/0!				0	#DIV/0!				0	#DIV/0!											0				
NTPC(ER)-Kahalgaoon		#DIV/0!						0	#DIV/0!				0	#DIV/0!				0	#DIV/0!											0				
NTPC(ER)-Talcher-I		#DIV/0!						0	#DIV/0!				0	#DIV/0!				0	#DIV/0!											0				
NTPC(SR) I & II	345.45	3.18	152192062	145684238	327260556	472944794	3.11	185135514	145084600	441516883	586601483	3.17	216179541	146990057	530720773	677710830	3.13												0					
NTPC(SR) ST III	86.72	3.23	55393403	43418673	120829810	164248483	2.97	53492671	45021059	125600792	170621851	3.19	56165974	44774506	135135333	179909839	3.20												0					
NTPC-Simhadri-I	538.90	8.48	246874070	290710216	694966518	985676734	3.99	310636803	296760939	841229838	1137990777	3.66	375921282	297028678	1106591629	1403620307	3.73												0					
NTPC-Simhadri-II	231.30	5.56	132853109	214561663	356525981	571087644	4.30	146580125	214569012	411095339	625664351	4.27	152985410	215396372	432913999	648310371	4.24												0					
NTPC-Simhadri-III	214.43	2.63	112179913	92129652	208995805	301125457	2.68	103750660	94059186	207809781	301868967	2.91	144566223	97838254	275699777	373538031	2.58												0					
NTPC-Kudankulam	271.68	7.11	153104990	265261063	458081544	723343007	4.72	129164658	266336730	412551950	678888680	5.26	164839928	262573085	546937526	809510611	4.91												0					
NTPC KUDIGHI	110.65	10.95	45421618	113283012	150077133	263360145	5.80	61474685	114104077	192760565	306864642	4.99	56663398	113204298	172431819	285636117	5.04												0					
NTECL - VALLURU								0					0					0											0					
NTPC ARAVALI POWER								0					0					0											0					
NLC Tamilnadu Power Ltd	152.33	7.28	72508220	144013972	212956642	356970614	4.92	83301345	140755157	244239544	384994701	4.62	79459543	140122429	237107276	377229705	4.75												0					
Sub-TOTAL		5	1149855616	1363850520	3097513208	4461363728	4	1245995913	1419347036	3384453714	4803800750	4	1474170994	1407898858	4106024049	5513922907	4	0	-45000000	26202608	-18797392	#DIV/0!							0					
APGPC ST-I	6.67	#DIV/0!	0	0	0	0	#DIV/0!	0	0	0	0	#DIV/0!	0	0	0	0	#DIV/0!													0				
APGPC ST-II & III	17.84	#DIV/0!	0	0	0	0	#DIV/0!	0	0	0	0	#DIV/0!	0	0	0	0	#DIV/0!													0				
TOTAL		#DIV/0!	0	0	0	0	#DIV/0!	0	0	0	0	#DIV/0!	0	0	0	0	#DIV/0!													0				
IPPs																																		
M/s Thermal Power Tech 570MW	570.00	4.36	420802003	990172672	854650597	1844823269	4.38	362299593	872411218	768292516	1640703734	4.53	408847320	975421789	880584205	1856405994	4.54												663119930	14682382	677802312			
Thermal Power Tech 269.45 Mw	269.45	4.07	189581025	328737016	441344626	770081642	4.06	170996730	281047801	397567397	678615198	3.97	193269630	291516693	448579275	740095968	3.83													491372265	491372265			
TOTAL IPPs/MPPs		4	610383028	1318909688	1295995223	2614904911	4	533296323	1153459019	1165859913	231918932	4	602117150	1266938482	1329563480	2596501962	4	0	1154492195	14682382	1169174577	#DIV/0!								0				
Trading		2.88	1404796223	0	4541410605	4541410605	3.23	1644831061	0	5656109021	5656109021	3.44	2271337661	0	9193826534	9193826534	4.05	195428	4196786107	510673877	4707459984								0					
UI-SRPC/Deviation charges					16141576	16141576				34215705	34215705				101402101	101402101														0				
NCEs- TSNPDC		5.75	160133766	905551775	905551775	5.65	176341200	968792084	968792084	5.49	150656248	870666436	5.78	0	870666436	870666436	5.78	0												0				
NCEs- TSSPDC		5.94	333682120	1995832709	1995832709	5.98	384056459	2296213499	2296213499	5.98	359435046	2145874707	5.97	79272602	2145874707	2145874707	5.97	-1056												-15546				
NVNL B.P-Solar	45.81	10.65	4488815	47749181	47749181	10.64	5250158	56528138	56528138	10.77	7383658	79272602	10.74																	0				
NVNL B.P-Coal	45.81	3.70	23054882	101228383	101228383	4.39	22271002	91175265	91175265	4.09	27849025	110037427	3.95																	0				
NSM-Coal Phase II		4.80	71325973	342872554	342872554	4.81	58848251	282698964	282698964	4.80	95424012	458024005	4.80																	0				
NSM-Coal Phase II		3.92	101983759	371323175	371323175	3.64	103459680	378535143	378535143	3.66	133969259	519306568	3.88																	0				
KTPS V (D)	500.00		281052600	269362178	771372285	1040734463	3.70	288389250	277950278	770319318	1048269596	3.63	316697900	281170816	881494307	1162665123	3.67													-203449193	-203449193			
KTPS VI	500.00		301165200	428366667	844757720	1273124387	4.23	287777700	428366667	830278308	1258644974	4.37	335318600	428366667	916840248	1345206915	4.01													-731396533	-731396533			
RTS-B	62.50		31088120	45026903	103610086	148636989	4.78	27839050	44403296	86880617	131283912	4.72	29779720	43071318	96153167	139224485	4.68													-34295494	-34295494			
Kakatya Stage-I	500.00		302178931	442250000	842484864	1284734864	4.25	315814772	442250000	907647128	1349897128	4.27	329261794	442250000	896231790	1338481790	4.07													-461745165	-461745165			
Kakatya Stage-II	600.00		307306517	631416667	842180284	1473596950	4.80	329205126	631416667	922758385	1554175052	4.72	383043153	631416667	1025367865	1656804532	4.33													-659760859	-659760859			
KTPS Stage VII	800	3.28	495042040	518516667	1188410276	1706926942	3.45	470183500	518516667	1117496905	1635986272	3.48	552903758	518516667	1363366630	1881853297	3.40													4181199999	-1144153201	3037046796		
BTPS	720.00		262570500																															

Power Purchase during FY2020-21 - TSPCC					
Station	Capacity	TOTAL			
		Energy	FC	VC	Amount
<b>CGS</b>					
NPC Kaiga - I & II	145.08	1052027471	0	3626768131	3626768131
NPC-MAPS	22.76	69568828	0	180506572	180506572
NPC-Kudankulam	50.00	294326390	0	1218794624	1218794624
NLC ST-I	59.89	294915604	219011504	804018192	1023029696
NLC ST-II	105.04	314794590	280652715	854285457	1134938172
NNTPS		189851396	345098630	438777519	783876149
NTPC(ER) - Farakka		0	0	0	0
NTPC(ER)-Kahalgaoon		0	0	0	0
NTPC(ER)-Talcher-I		0	0	0	0
NTPC(SR) I & II	345.45	2124933082	1617705785	5147847830	6765553615
NTPC(SR) ST III	86.72	501234332	405688148	1192197054	1597885203
NTPC-Simhadri -I	538.90	1603938368	4034111299	5280378764	9314490063
NTPC-Simhadri -II	231.30	1092448037	2430729484	3387081733	5817811218
NTPC-Talcher-ST II	214.43	1504427847	1104633678	2930622348	4035256026
NTPC KUDIGI I	271.68	538435033	3016283451	1669111015	4685394466
NTECL - VALLURU	110.65	217635523	1303873151	805453200	2109326351
NTPC ARAVALI POWER		0	0	0	0
NLC Tamilnadu Power Ltd	152.33	806192249	1700444326	2300953382	4001397709
<b>Sub-TOTAL</b>		<b>10604728750</b>	<b>16458232173</b>	<b>29836795821</b>	<b>46295027995</b>
APGPCL ST-I	6.67	0	0	0	0
APGPCL ST-I & II	17.84	0	0	0	0
<b>TOTAL</b>		<b>0</b>	<b>0</b>	<b>0</b>	<b>0</b>
<b>IPPs</b>					
M/s Thermal Powertech 570MW	570.00	4206557444	10555135308	8938875744	19494011052
Thermal Powertech 269.45 Mw	269.45	1878773742	3783278721	4383294952	8166573674
<b>TOTAL IPPs/MPPs</b>		<b>6085331185</b>	<b>14338414029</b>	<b>13322170696</b>	<b>27660584726</b>
Trading		8972654768	4196786107	30200330699	34397116806
UI-SRPC/Deviation charges		0	0	343600734	343600734
NCEs- TSNPDCL		1786174635	0	10235703576	10235703576
NCEs- TSSPDCL		3905038613	0	23240522313	23240522313
NVVNL B.P-Solar	45.81	51775219	0	556208617	556208617
NVVNL B.P-Coal	45.81	203736443	0	909041413	909041413
NSM-Solar Phase II		815040309	0	3919796064	3919796064
NSM-Coal Phase II		1156218115	0	4335854016	4335854016
KTPS V (D)	500.00	2443810750	2748191999	6492805246	9240997245
KTPS VI	500.00	3386496700	5140400001	9048374588	14188774588
RTS-B	62.50	250495540	508863947	770834595	1279698542
Kakatiya Stage-I	500.00	2352638632	5307000000	6102897326	11409897326
Kakatiya Stage-II	600.00	3673310760	7577000001	9338957252	16915957252
KTPS Stage VII	800	5833306340	10403400000	13334571854	23737971854
BTPS	720.00	1658212500	5578659392	4177824912	9756484304
Interest on Pension bonds		0	11601100000	125082620	11726182620

Station	Capacity	TOTAL			
		Energy	FC	VC	Amount
TSGENCO-Hydel		3424011252	10812817928	0	10812817928
Thermal Incentive 2020-21		0	167267520	0	167267520
Advance Income Tax 2020-21(Net))		0	15200000	0	15200000
<b>TSGENCO-TOTAL</b>		<b>23022282474</b>	<b>59859900787</b>	<b>49391348393</b>	<b>109251249180</b>
SINGARENI CCL U1&U2	1200	6874668000	14710599996	17511825596	32222425592
Chatthisgargh SPDCL	1000	3275329875	8889661828	3930395850	12820057678
PGCIL POC		0	12983303480	0	12983303480
PGCIL Non POC		0	177132188	0	177132188
POSO (SRLDC Fees & Charges)		0	589135977	0	589135977
TSTRANSCO-TR TSNPDCL		0	6884942161	0	6884942161
TSTRANSCO-TR TSSPDCL		0	16290682728	0	16290682728
TSTRANSCO-SLDC TSNPDCL		0	145393582	0	145393582
TSTRANSCO-SLDC TSSPDCL		0	345953840	0	345953840
Wheeling KPTCL/Reactive KPTCL/AP		0	79200	0	79200
Wheeling Tantransco/Asset Maintenance		0	2233847	0	2233847
Reactive		0	136756903	0	136756903
STOA/LTOA		0	3085470775	0	3085470775
Conjestion charges/Consultancy charges		0	0	0	0
NLC RRAS		0	-4498744	0	-4498744
POSO (STOA & RRAS)		0	-734228067	0	-734228067
RECEIVABLE FROM TSTRANSCO TOWARDS LIS FUNDS		0	-3715500000	0	-3715500000
NTPL RRAS		0	-2374328	0	-2374328
POC AND OPERATION CARGES		0	18212207	0	18212207
GBI RECEIVABLES		0	0	-75516699	-75516699
RECEIVED FROM SARASWATI POWER		0	0	-397473	-397473
<b>TOTAL</b>		<b>66752978385</b>	<b>154656290669</b>	<b>187657679617</b>	<b>342313970287</b>

Avg.(Rs./Kwh)

5.13

	One time Vendor	310045981
	NCE's Provisions-2020-21	772721306
<b>Less</b>	NCE's Provisions-2019-20	-730285143
	<b>Total (A)</b>	<b>342666452431</b>
	LPSC - 2020-2021	5739264076
	<b>Total (B)</b>	<b>348405716507</b>
	Inter State Cost	-274179759
	<b>Grand Total(A+B)</b>	<b>348131536748</b>